

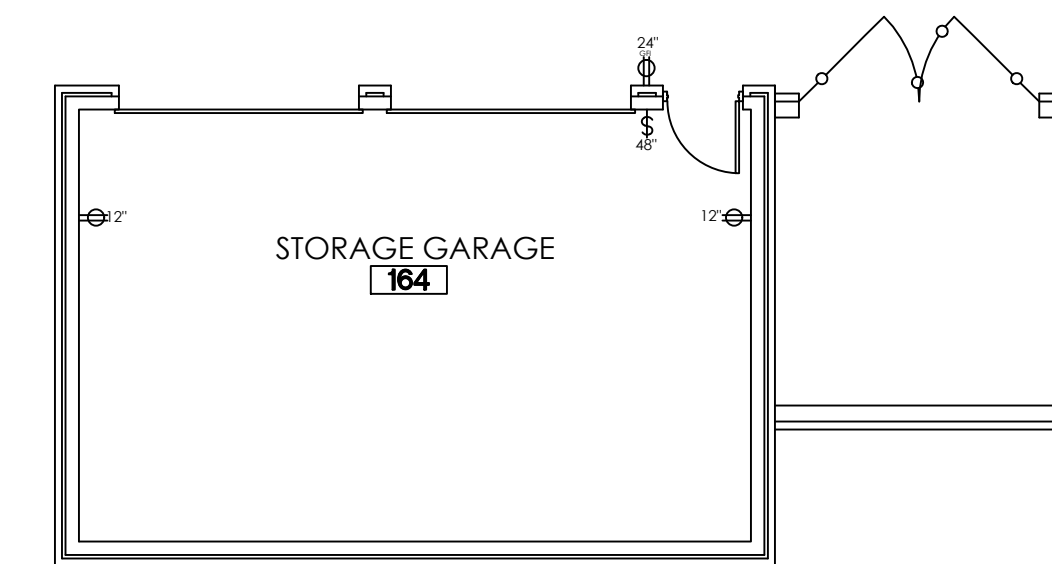
ELECTRICAL & TELEPHONE PLAN - AREA "B"
SCALE: 1/8" = 1'-0"

ELECTRICAL SYMBOL LEGEND

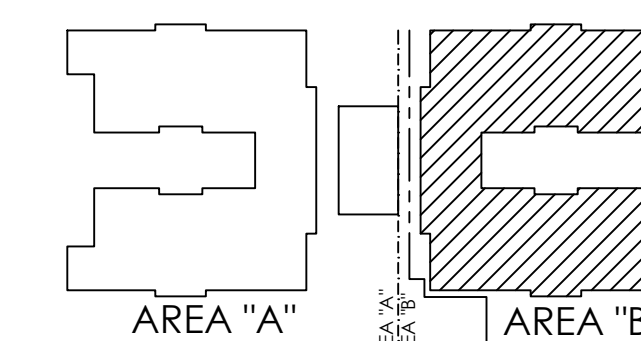
- ⊕ DUPLEX OUTLET
- ⊕ FOURPLEX OUTLET
- ⊕ GROUND FAULT CIRCUIT INTERRUPTER OUTLET
- ⊕ SWITCH
- ▽ PULL STRING (TV/PHONE/FAX/COMPUTER)

ELECTRICAL & TELEPHONE NOTES:

- 1) ALL CORRESPONDING HEIGHTS ARE SHOWN ON THIS SHEET. IF A HEIGHT IS NOT SPECIFIED REFER TO APPLIANCE MANUFACTURER FOR LOCATION & HEIGHT. 6' A.C. REFERENCES A HEIGHT OF 6' ABOVE COUNTERTOP.
- 2) SEE ELECTRICAL DRAWINGS FOR THERMOSTAT LOCATIONS AND MOUNTING HEIGHTS.
- 3) SEE ELECTRICAL DRAWINGS FOR OUTLET TYPES, SWITCH TYPES, CIRCUITING, AND ALL OTHER ELECTRICAL SPECIFICATIONS.
- 4) EXTERIOR BUILDING OUTLETS ARE SHOWN. ANY OUTLETS BEYOND THE BUILDING ENVELOPE ARE SHOWN ON THE SITE PLAN SHEET A1.G.



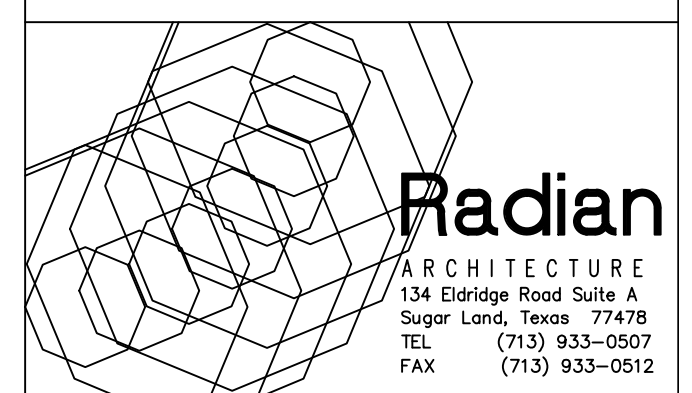
ELECTRICAL & TELEPHONE PLAN - STORAGE GARAGE
SCALE: 1/8" = 1'-0"



STORAGE GARAGE

KEY PLAN
SCALE: N.T.S.

**Optimum Personal Care
Assisted Living Phase 2**
1110/12/14 Lakeview Dr.
Sugar Land, Texas 77478



#	Date	Description
1	12.10.12	SCHEMATIC DESIGN
2	02.28.13	50% CONSTRUCTION DOCS.
3	05.30.13	CONTRACTOR SET
4	08.14.13	CONTRACTOR SET - #2
5	08.30.13	PERMIT / TDADS SETS
6	09.10.13	ACI CHANGES
7	11.25.13	TDADS COMMENTS
8	12.10.13	CITY COMMENTS
9	01.23.14	CITY COMMENTS
10	07.17.14	DOORS/WINDOWS REV.
11	08.20.14	FIRE SCREEN WALL
12	10.14.14	PERMIT SET #2
13	07.07.15	GREAT RM. MILLWORK
14	07.10.15	PHASE 2 REVISION
15	09.30.15	CITY COMMENTS
16	05.21.18	PERMIT 3



Project No. 1201.31
ELEC. + TELEPHONE PLAN
Sheet No.

A3.1